

ALL ABOUT BADGES

2011 ~ 2012



A Cooperative Program Ministry
of the Florida Baptist Convention

Sue Johns, Children/Preschool Associate
Women's Missions & Ministries
(800) 226-8584 ext. 3140
sjohns@flbaptist.org

Recognition Badges for Children in Action

Badges are a great way to recognize, encourage, reward, and motivate your Children in Action. There are no state or national requirements for how or when a child can receive a badge. The CiA Director/Leader establishes the requirements for earning badges and determines which badges may be earned each year. Badges are often presented at an annual CiA recognition event. Different churches may have different requirements for the same badge.

You may purchase the **"Maguire State Mission Study"** and the **"Xtreme Missions"** badges from the Florida Women's Missions & Ministries office by calling 1-800/226-8584 ext. 3140. Purchase other badges and Special Assignment materials from National WMU by calling 1-800-968-7301 or by visiting www.wmystore.com or from LifeWay Christian Store at 1-800-458-2772 or visiting www.lifeway.com.

Listed below are some suggestions for how children might earn badges.



Anchors Aweigh! :

Give this badge to each child who participates in Anchors Aweigh! themed activities during the 2010-2011 year.



Annie Armstrong Easter Offering®:

- Ask each child to discover three ways Annie Armstrong Easter Offering money is used to help missionaries do their work. Award a badge for each child who tells the group what he/she learned.
- Lead children to plan and present a skit to promote the offering. Award badges to those who participate.

NEW! for 2012



Chevron:

- Host a Kickoff party at the beginning of each year. Give each child a chevron badge.
- Place each year's chevron around the CiA badge to designate how many years each child has participated in CiA.
- Place chevrons around badges as children earn the same badges each year.
- Give each child a chevron at the beginning of a year. Display all the badges he/she earns that year under the chevron.



Start again the next year with a new chevron.



NEW!

Children's Ministry Day 2012 – Operation Education

Give this discipleship badge to children who participate in Children's Ministry Day 2012. It's a great way to recognize their work and involvement with the Operation Education theme.



Children's Ministry Day 2011 - Neighbor to Neighbor

What are the needs of the neighbors in your community? We encourage church leaders to create their own projects based on investigating needs in their community. Project ideas might include block parties, prayerwalking, distributing welcome packets, or neighborhood beautification.



Christmas in August:

- Award badges to children who participate in Christmas in August.
- Enlist church members to help in gathering items. Give badges to those who take a lead in telling your church about this ministry opportunity.



CiA:

- Award badges to boys and girls in grades 1-6, who participate in the missions education organization, Children in Action!



CiA Motto:

- Consider giving this badge to every child when he or she starts attending CiA.

If you wish, award this badge to every child in your group who can recite the CiA Motto, CiA Pledge, CiA Scripture verse, and/or sing the CiA song.



Disaster Relief:

- Award children for their participation in a disaster relief project with this stunning badge they can wear proudly.



NEW!

Game On!

Let the games begin! Give this colorful missions discipleship badge to children who participate in Game On! Themed activities in 2011-2012.



NEW!

God's Creation

Give this badge to children who participate in an environmental project to care for the earth.



NEW!

I Led A Project

Give this missions discipleship badge to children who lead, plan, and implement missions projects, missions trips, or mission action projects.



NEW!

I Love Children in Action

Identify your child as a member of Children in Action.



I Met a Missionary:

• Meeting a missionary is a big deal in the life of a CiA member. Help them remember it by awarding them this badge.



International Mission Study:

• Host an International Mission Study event or weekend. Present badges to children who participate.



Live Action Project:

• Award a badge to children who participate in a live action project during the year. • Host a "Missions All Day Long" event. Before the event, arrange for children to take part in 3 or 4 mission projects in your community, such as doing house or yard work for an elderly person, or baking cookies for a local fire/police department. On the day of the event, ask them to meet you at a certain time for a day of mission surprises. Don't tell them what they will be doing. Then lead them all around town to complete the projects.



Lottie Moon Christmas Offering:

• Ask each child in CiA to discover 3 ways Lottie Moon Christmas Offering money is used to help missionaries do their work. Award a badge for each child who tells the group what he/she learned. • Ask children to draw a picture or create a collage which tells about Lottie Moon's life and ministry. Present a badge to those who participate.



MK Prayer Calendar:

Give this missions education badge to children who participate in MK Prayer Calendar activities.



Maguire State Mission Study (Florida only):

This Florida Badge is presented to a child when he/she participates and/or attends the Maguire State Mission Study.



North American Mission Study:

Host a North American Mission Study event or weekend. Present badges to children who participate.



Pen Pals:

Give this missions education badge to children who write or email missions pen pals. Use this badge to recognize children who participate in a missions pen pal program.



Prayerwalking:

• Lead your group to participate in a prayerwalking experience in your community (obtain parental permission). Guide the group to walk around the community and pray for the people who live there. Award each with a badge. • Plan a "virtual prayerwalking" trip around the world. Cut out shapes of different countries or continents and place them on the floor, along with prayer requests for each place. Lead children to walk around the room and pray for each request. Award this badge at the end of the prayerwalk event.



Pure Water, Pure Love:

• Lead your group to collect money to buy a water filter for a missionary through [Pure Water, Pure Love](http://www.purewater.org)SM. Award a badge to each child in the group. • Ask children to make posters promoting Pure Water, Pure Love to your church. Award badges to those who participate. Go to www.wmu.com, and select the "Get Involved" tab, to find out about Pure Water, Pure Love.



Scrapbooking:

• Give this badge to children who participate in missions scrapbooking activities.



Senior Friends:

Give this badge to children who take part in missions activities involving senior adults.



Serving Others:

• Let older children plan and participate in a missions or service project in your community. • Pass out bottles of water at a festival or other activity in your community. • Arrange for your CiA group to work on a Habitat for Humanity house. • Award this badge to those who participate.



Special Assignments:

• The Special Assignment Badge can be used in recognition of participants who have started their Special Assignments work, but not yet completed all of their activities for the year. • The badge may also be given to CiA children who have completed one or more years of Special Assignments.



NEW!

Working Together:

Use this badge to recognize children who work together with others.



WorldCrafts:

• Award this badge to children who participate in a WorldCraftsSM event or lead an event in your church. • Tell children about WorldCrafts as they make crafts from around the world during a session. Give each participant a badge. See www.worldcraftsvillage.com



World Hunger:

• Ask children to choose a country or state where hunger is a serious issue. Encourage children to commit to pray for the people in the areas they choose. • Ask children to work on their own to research world hunger and present the information they learn to your CiA group. • Encourage children to organize a food drive to benefit a local food pantry.



Xtreme Missions (Florida Only):

• Give this badge to children who participate in the Xtreme Missions, statewide action-packed mission event. Meet and interact with missionaries through a variety of activities!

NEW! RECOGNITION STARS

As children add stars each year, they will be encouraged to stay involved. Each is a one-color star, 11/16 inch, designed to be ironed onto a child's vest.

Each color is available in packs of 10 – price \$9.99.



Pink Star - First Grade



Green Star - Second Grade



Yellow Star – Third Grade



Blue Star – Fourth Grade



Orange Star – Fifth Grade



Purple Star – Sixth Grade



Silver Star - Scripture Memory

Give a Scripture Memory Star to each child who has learned 10 Bible verses. It's a great way to encourage children and keep them involved.



Children in Action Lanyard:

This cool lanyard is a fun way to display Children in Action award pins. Also great for wearing name tags! Price - \$4.99 each.



NEW! Children in Action Vest

A versatile and colorful display for Children in Action badges and stars—with room on both the front and back! Choose from green and purple. This Children in Action Vest is available in 8 sizes for youth and adults. Prices range from \$11.50-\$14.50 each. Call 1-800-443-8032 or visit www.lifewaystores.com/specialtyimprints to order online.

NEW! Vest Pattern

Create a do-it-yourself Children in Action vest with this sewing pattern. Lines for Youth small, medium, and large are included. Pattern paper folds out to 22 by 34 inches. Price \$4.99.









Special Assignments Chart



Children in Action: Special Assignments is an individualized achievement plan, designed to engage children in 1st through 6th grades in a deeper understanding of missions through many exciting hands-on activities and ministry ideas! Special Assignments can be used in many different ways. Leaders choose assignments from the book: *Children in Action: Special Assignments* and recognize each child's spiritual growth with these pins, which correspond to the categories in the book. Many churches choose to award just one pin per year, with children completing nine (9) activities, one for each category and two (2) extra. Leaders, however, are encouraged to set the number of activities which works best for their specific church and group. For more information, go to <http://www.childrensmissions.com>.

Name _____ Grade Level _____

Categories	Specific Assignment	Date Completed	Leader Initials
Doing Missions 			
Giving to Missions 			
Growing Toward a Missions Lifestyle 			
Learning About Missions 			
Missions Praying 			
Missions Scripture 			
Supporting Missions 